

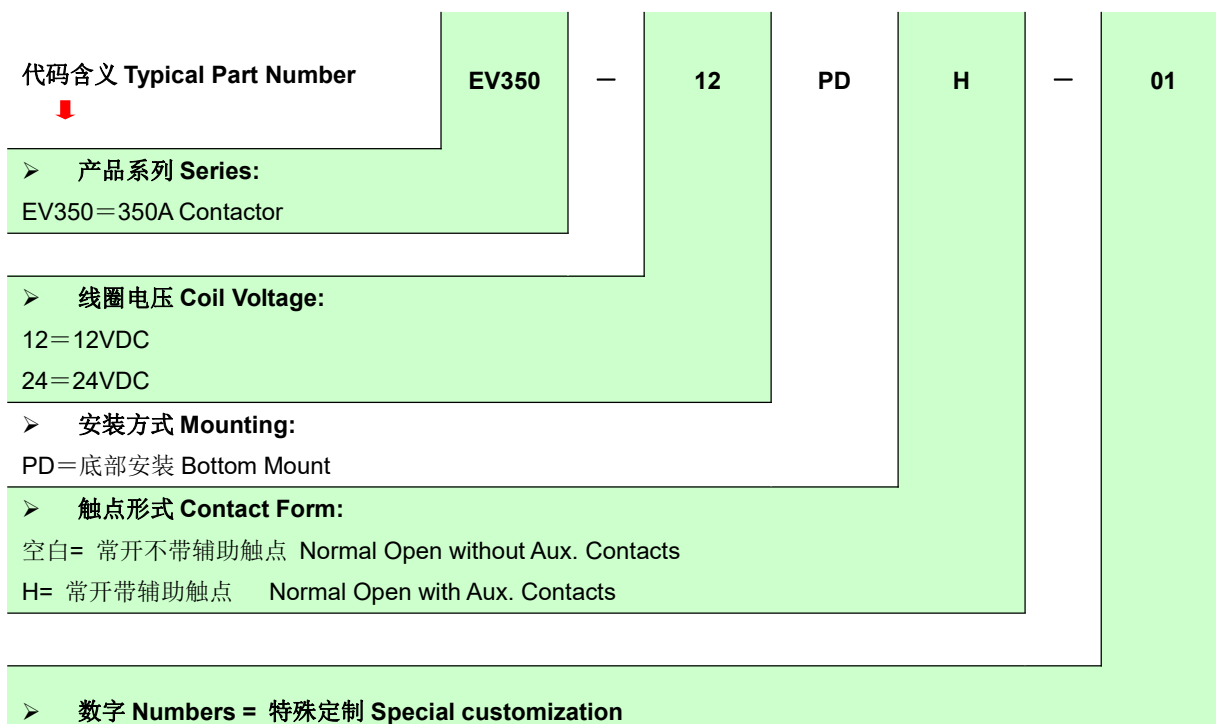
# EV350 Series DC Contactor Specification



## 一、认证信息 Certification information:

1. 符合欧盟 RoHS 指令 (2011/65/EU);  
Meet RoHS (2011/65/EU);
2. 符合 GB 14048.5-2017 标准, 获得 CCC 中国国家产品强制性认证;  
Meet the standard of GB 14048.5-2017, CCC is certified ;
3. 符合 BS EN 60947-5-1:2004+A1:2009 标准, 获得 CE 认证;  
Meet the standards of BS EN 60947-5-1:2004+A1:2009 , CE is certified;
4. 符合 IEC60947-5-1 (ed.3) 标准, 获得 CB 认证;  
Meet the standards of IEC60947-5-1 (ed.3) , CB is certified;

## 二、产品型号含义命名 Nomenclature:



# EV350 Series DC Contactor Specification



## 三、技术参数 Performance Data:

| 主触点数据<br>Main Contacts Data                                  |                                    |   | 预期工作寿命<br>Expected Life                                |                     |
|--|------------------------------------|---|--|---------------------|
| 主触点形式<br>Contact Arrangement                                 | 1 Form X (SPST-NO)                 |   | 电寿命(通/断)<br>Electrical Life(Make/Break)<br>350A@450VDC | 2,000 Cycles        |
| 最大切换电压<br>Max. Switching Voltage                             | 1,800VDC                           |   | 电寿命(通/断)<br>Electrical Life(Make/Break)<br>350A@650VDC | 500 Cycles          |
| 额定负载电流<br>Rated Current                                      | 350A (@450V)                       |   | 机械寿命<br>Mechanical Life                                | 200,000<br>Cycles   |
| 最大短路电流<br>Max. Short Circuit Current                         | 3500A (1s)                         |   |  |                     |
| 过电流能力<br>Short Term Current                                  | 450A (6min)                        |   | 辅助开关参数<br>Aux. Contact                                 |                     |
| ★1 耐电压<br>Dielectric<br>Withstanding<br>Voltage<br>(Initial) | 断开触点间 Between<br>Open Contacts     | 6000 VDC, ≤1mA                              | 辅助开关触点形式<br>Aux. Contact Arrangement                   | 一组常开<br>1 Form A    |
|  | 线圈与触点间 Between<br>Contacts to Coil | 2500VAC, ≤1mA                               |  |                     |
| ★1 绝缘电阻<br>Insulation<br>Resistance<br>(Initial)             | 触点与触点间<br>Terminal to Terminal     | Min 1000 MΩ @500Vdc                         | 辅助开关<br>最大接触电阻<br>Aux. Contact Resistance<br>Max.      | 0.5ohms             |
|  | 触点与线圈间<br>Terminals to Coil        |   |  |                     |
| 触点压降<br>Contact Voltage Drop(initial)                        | Max. 140mV (@350A)                 |   |  |                     |
| 极限分断<br>Limit breaking                                       | 3500A@750VDC,<br>1 Cycles          |   |  |                     |
| 环境参数<br>Environmental Data                                   |                                    |   | 吸合 / 释放时间<br>Operate & Release Time                    |                     |
| 冲击<br>Shock  | 稳定性<br>Functional                  | 196m/s <sup>2</sup><br>Sine half-wave pluse | 吸合时间 (包括触点弹跳)<br>Operate Time (Include<br>bounce)      | 25ms, Max.<br>@20°C |
|  | 强度<br>Destructive                  | 490m/s <sup>2</sup><br>Sine half-wave pluse |  |                     |
| 工作环境温度范围<br>Operating Temperature                            | -40~+85°C                          |   | 释放时间<br>Release Time                                   | 15ms, Max.<br>@20°C |
| 湿度 Humidity  | 5%~85%RH                           |   |  |                     |
| 重量 Weight  | 1.72Lb (0.78kg)                    |   |  |                     |

### 备注 Note:

★1: 试验后不能保证产品仍然满足新产品时的耐压和绝缘电阻要求。

Do not meet dielectric & IR after the test.

# EV350 Series DC Contactor Specification

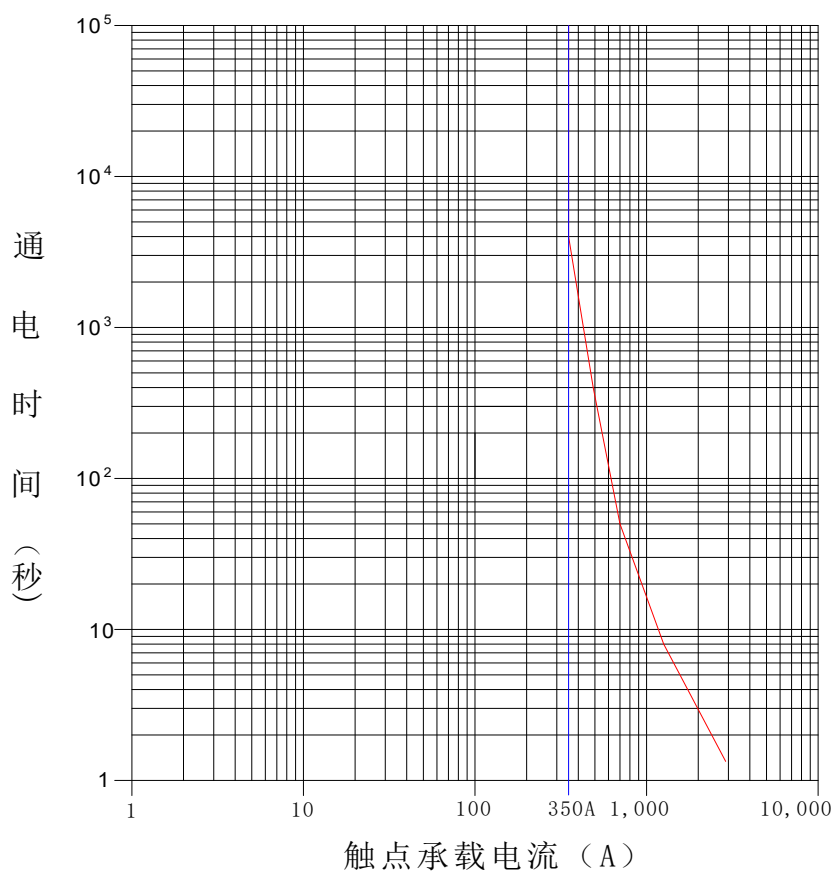


## 四、特性 Characteristics:

| 线圈参数 Coil Data  |           |           |
|---|-----------|-----------|
| 额定工作电压<br>Nominal Voltage   | 12Vdc     | 24Vdc     |
| 最大工作电压<br>Max. Voltage  | 14Vdc     | 28Vdc     |
| 吸合电压<br>Pick-up Voltage (20°C)  | Max 10Vdc | Min 19Vdc |
| 释放电压<br>Drop-out Voltage (20°C)                                       | 4Vdc      | 9Vdc      |
| 最大启动电流 (20°C, 额定电压下的标称值)<br>Max Inrush Current(20°C, Nominal Voltage) | 2.8A      | 1.8A      |
| 保持电流 (20°C, 额定电压下的标称值)<br>Holding Current (20°C, Nominal Voltage)     | 0.40A     | 0.11A     |

## 五、性能曲线图 Performance Data

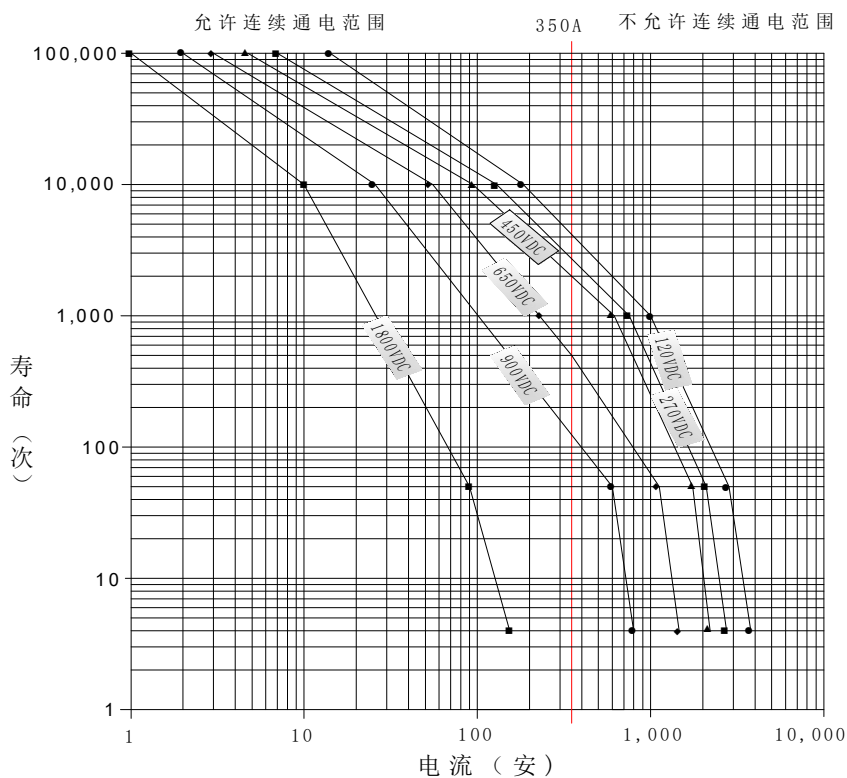
### (1) I-T 曲线图 Carry current performance



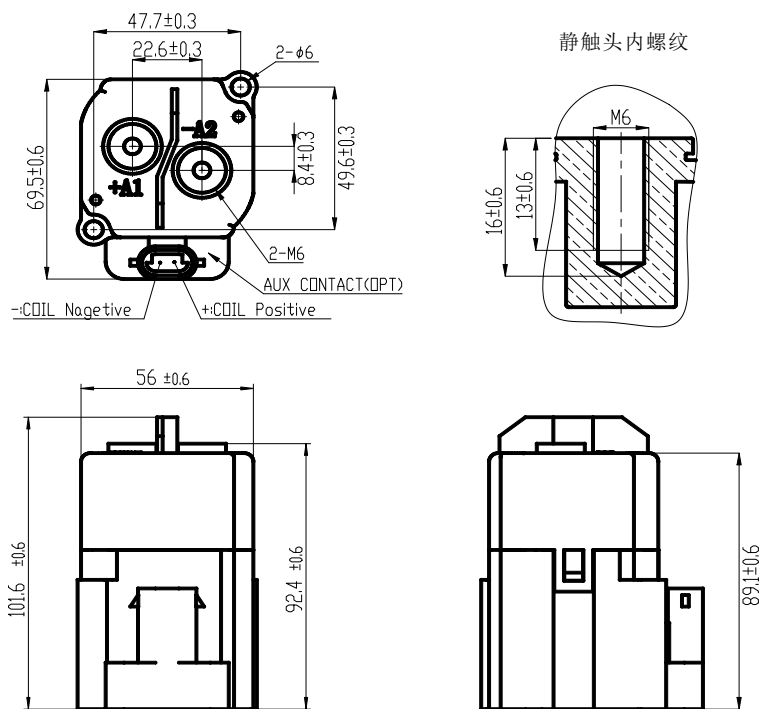
# EV350 Series DC Contactor Specification



## (2) 带载切断曲线图 Cut-off performance data



## 六、外形尺寸与安装尺寸 Outline Dimensions : (mm)



### 备注 Note:

1. 底安装产品密封控制连接器是提供的，TE 图号为 1618004-1，其长度为 180±20mm。

# EV350 Series

## DC Contactor Specification



SCII provide connector for Bottom Mount product Sealed control which TE part number is 1618004-1, and length is  $180 \pm 20$ mm.

### 七、注意事项 Application Note:

1. 为防止出现松动，凡安装接触器时均要使用垫圈。拧紧螺母（螺柱）的扭力范围请参照样本的要求，超出扭力最大值有可能会引起产品损坏。

各个部位的螺钉锁紧扭矩请控制在下表的规定范围内。扭力值超过建议范围时可能会造成密封腔体破坏及螺纹破损。

• 静触头扭矩：6-8N.m，内螺纹有效螺牙数：12

• 安装扭矩：1.7-3.3 N.m

Be sure to use washer to prevent screws from loosening, all the terminals or copper bar must be in direct contact with the contactor's terminals.

Screw tightening torque is specified below. Exceeding the maximum torque can lead to product failure.

• Contact torque: 6-8 N.m, active length of thread is 12

• Mounting torque: 1.7-3.3 N.m

2. 负载端标明有极性的产品请务必按照产品标示进行正确使用。负载连接极性反向时，将不能保证本说明书中承诺的电气特性。

Load side marked with polarity of the product, please be sure to follow the product label for correct use. When the polarity of the load connection is reversed, the electrical characteristics promised in this specification cannot be guaranteed.

3. 带线路板的产品已经装有反向浪涌吸收电路，因此不必再使用浪涌保护器。

不带线路板产品，需要设计浪涌吸收电路来吸收接触器线圈的反向电动势，建议选用 TVS 管（击穿电压为继电器额定电压的 1.6 倍以上）并联在接触器的线圈两端。应避免采用二极管，二极管并联在线圈上，会使接触器释放时间大大加长，可能会降低产品的使用寿命。

Products with circuit boards are already equipped with reverse surge absorption circuits, so there is no need to use surge protectors.

Without the circuit board product, it is necessary to design a surge absorbing circuit to absorb the reverse electromotive force of contactor coil. TVS tube (the breakdown voltage is more than 1.6 times of the rated voltage of relay) is recommended to be used in parallel at both ends of the coil of contactor. Use of diodes should be avoided. Diodes connected in parallel with coils will greatly prolong the release time of contactors, which may reduce the service life of products.

4. 避免把接触器安装在强磁场的环境（靠近变压器或磁铁处），同时避免将接触器靠近有热辐射的物体。

Avoid installing in a strong magnetic field (close to a transformer or magnet), or near a heat source.

5. 对继电器的线圈和触点连续通电流，电源被切断后又马上接通，此时由于线圈的温度增加，线圈的电阻会增大，从而使得产品的吸合电压升高，有可能导致超出额定吸合电压。在这种情况下，应采取以下措施：降低负载电流；限制持续通电时间或采用比额定吸合电压更高的线圈电压。

The coil and contact of the relay are continuously energized, and the power supply is cut off and immediately connected. At this time, the resistance of the coil will increase due to the increase of the temperature of the coil, so that the suction voltage of the product will increase, which may lead to the excess of the rated suction voltage. In this case, the following measures should be taken: reduce the load current; Limit continuous power or use coil voltage higher than rated suction voltage.

# EV350 Series

## DC Contactor Specification



6. 施加在线圈两端的电压超过最大允许施加电压时，可能会因线圈温度上升而导致线圈损坏和层间短路。

When the voltage applied to both ends of the coil exceeds the maximum allowable applied voltage, the coil temperature may rise and lead to coil damage and inter-layer short circuit.

7. 触点参数中的额定值均为阻性负载时的数值。使用  $L/R > 1\text{ms}$  的感性负载的情况下，请为该感性负载并联一个浪涌电流保护装置。未采取措施的情况下，可能会造成电气寿命下降，发生通断不良，请在设计中考虑足够的余量空间。

The rating in the contact parameters is the value at the time of the resistive load. When using an inductive load with  $L/R > 1\text{ms}$ , connect a surge current protection device in parallel with the inductive load. If no measures are taken, the electrical life may be degraded and the continuity may be poor. Please consider sufficient margin space in the design.

8. 产品线圈的驱动电路功率必须大于产品线圈功率，否则会降低产品的切断能力。

Drive power must be greater than coil power or it will reduce performance capability.

9. 请不要让杂物和油污附着到主引出端；请务必保证外接线端子与产品的主引出端可靠接触，否则有可能会因接触电阻过大而导致引出端温升过大。

Please do not allow debris and oil to adhere to the main lead end; Make sure that the external terminals are in reliable contact with the main outgoing end of the product, otherwise the temperature rise of the outgoing end may be too high due to the excessive contact resistance.

10. 与产品高压端相连接的引线必须有相应的电流负载能力及散热能力（建议采用具有相当截面积的铜排），防止发生过热影响接触器寿命。

The lead wire connected with the high voltage end of the product must have the corresponding current load capacity and heat dissipation capacity (it is recommended to use a copper bar with a considerable section area), to prevent overheating affecting the life of the contactor.

11. 带节能板的产品接通电源后，约 100ms 后，电路开始自动切换，请不要在该时间段重复通断操作，否则可能会损坏接触器节能板。

After the products with energy saving panel are connected to the power supply, the circuit will automatically switch about 100ms later. Please do not repeat the on-off operation during this period, or the energy saving panel of contactor may be damaged.

12. 在接触器意外跌落的情况下，原则上请不要再使用。

Do not use if dropped.